

# Maintenance - Menu Sales Analysis

Insert Brand Name  
Spreadsheet Designs by: IntactAuto.com

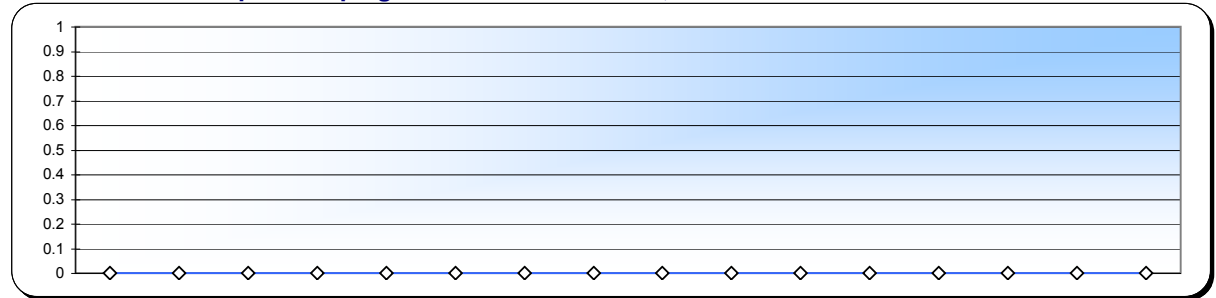
April-09

View & Print

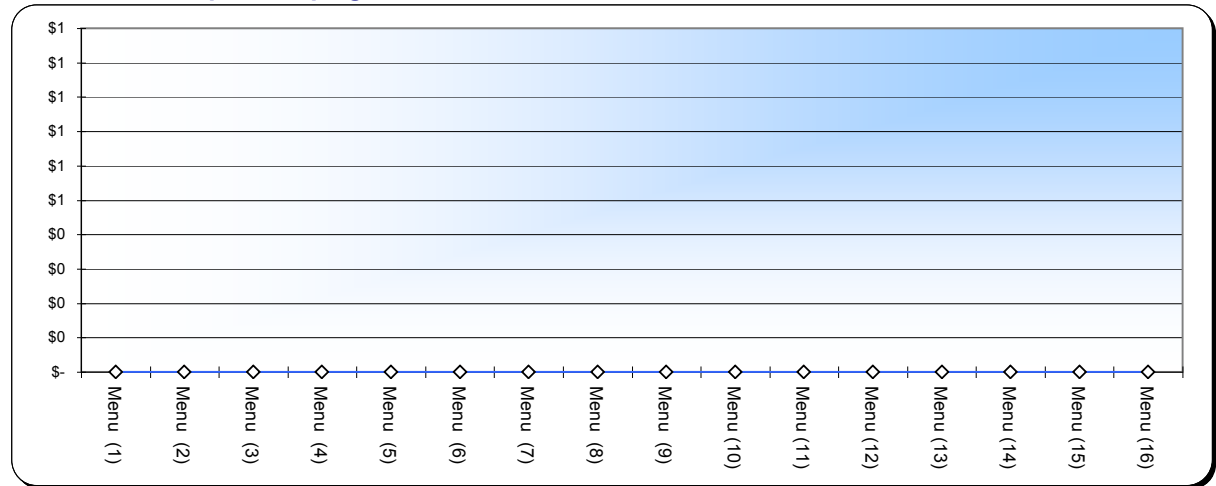
## Service Consultant Analysis

	Detail	Graph
Service Consultant Name (1)	***	***
Service Consultant Name (2)	***	***
Service Consultant Name (3)	***	***
Service Consultant Name (4)	***	***
Service Consultant Name (5)	***	***
Service Consultant Name (6)	***	***
Service Consultant Name (7)	***	***
Service Consultant Name (8)	***	***
Service Consultant Name (9)	***	***
Service Consultant Name (10)	***	***
Service Consultant Name (11)	***	***
Service Consultant Name (12)	***	***

# of Units Sold per Campaign & Forecasted Values, Month-to-Date Sales



Gross Profit per Campaign Sold & Forecasted Values, Month-to-Date Sales



## Detailed Analysis Reports

Total Month or Year-to-Date	***
Pay Plan Review & Update	***
Customized Report Menu	***

## Graph Display Options

Select a Customized Graph	▲
Current Month-to-Date Sales	▬
Total Current Year-to-Date Sales	▼

## Maintenance Worksheets

Default Settings	***
Create & Modify Menu Programs	***
Spreadsheet Directions	***

© 2009 All Rights Reserved by IntactAuto™, Copyrights Pending

716-445-9721

Serial Number: 59aB42009

# Maintenance - Menu Sales Analysis

**Insert Brand Name:**  
Insert your Company Name Here.

**Insert Brand Name**

Spreadsheet Designs by: IntactAuto.com

## Service Consultant Analysis

	Detail	Graph
Service Consultant Name (1)	***	***
Insert your Individual Service Consultant Names Here	***	***
	***	***
Service Consultant Name (4)	***	***
Service Consultant Name (5)	***	***
Service Consultant Name (6)	***	***
Service Consultant Name (7)	***	***
Service Consultant Name (8)	***	***
Service Consultant Name (9)	***	***
Service Consultant Name (10)	***	***
Service Consultant Name (11)	***	***
Service Consultant Name (12)	***	***

View & Print

## # of Units Sold per Campaign &

### View & Print:

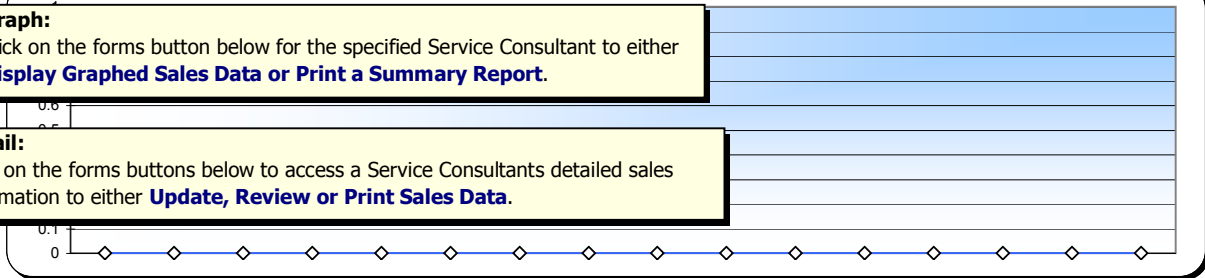
Clicking on this forms button will allow you to **Review and Print** two separate **Detailed Analysis Sales Reports** supporting the currently graphed data for presentation purposes.

### Graph:

Click on the forms button below for the specified Service Consultant to either **Display Graphed Sales Data or Print a Summary Report.**

### Detail:

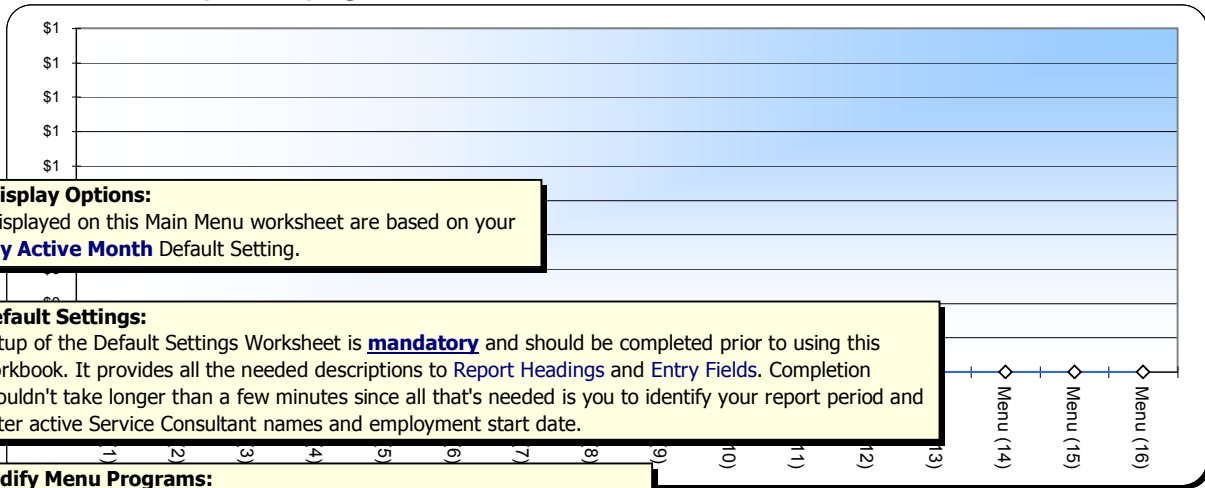
Click on the forms buttons below to access a Service Consultants detailed sales information to either **Update, Review or Print Sales Data.**



## Detailed Analysis Reports

Total Month or Year-to-Date	***
Pay Plan Review & Update	***
Customized Report Menu	***

## Gross Profit per Campaign Sold & Forecasted Values, Month-to-Date Sales



## Graph Display Options

Select a Customized Graph	
Current Month-to-Date Sales	
Total Current Year-to-Date Sales	

### Graph Display Options:

Graphs displayed on this Main Menu worksheet are based on your **Currently Active Month** Default Setting.

### Default Settings:

Setup of the Default Settings Worksheet is **mandatory** and should be completed prior to using this workbook. It provides all the needed descriptions to **Report Headings** and **Entry Fields**. Completion shouldn't take longer than a few minutes since all that's needed is you to identify your report period and enter active Service Consultant names and employment start date.

## Maintenance Worksheets

Default Settings	***
Create & Modify Menu Programs	***
Spreadsheet Directions	***

### Create & Modify Menu Programs:

Use this routine to **Create & Modify Maintenance - Menu Packages**, including such items as Program Descriptions, Cost, Retail Sale Price and Gross Profit per package. **Forecasting Campaign Sales & Gross Profit** is also completed on this worksheet.

IntactAuto™, Copyrights Pending

9721

69aB42009